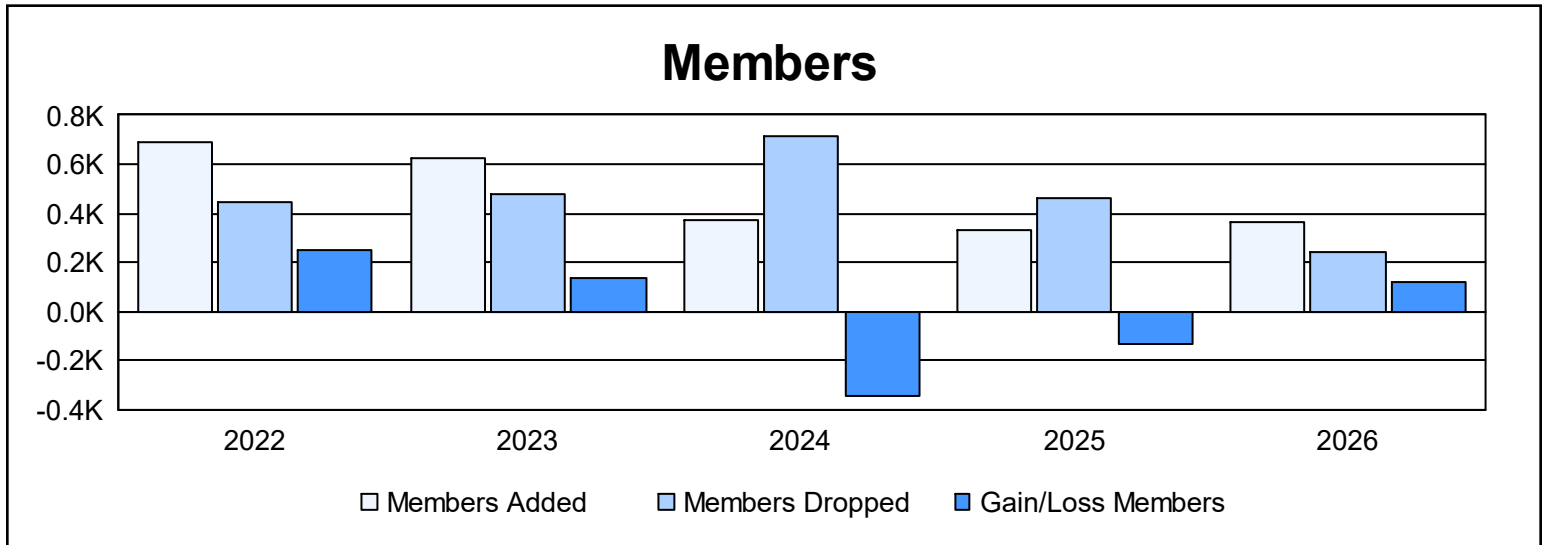
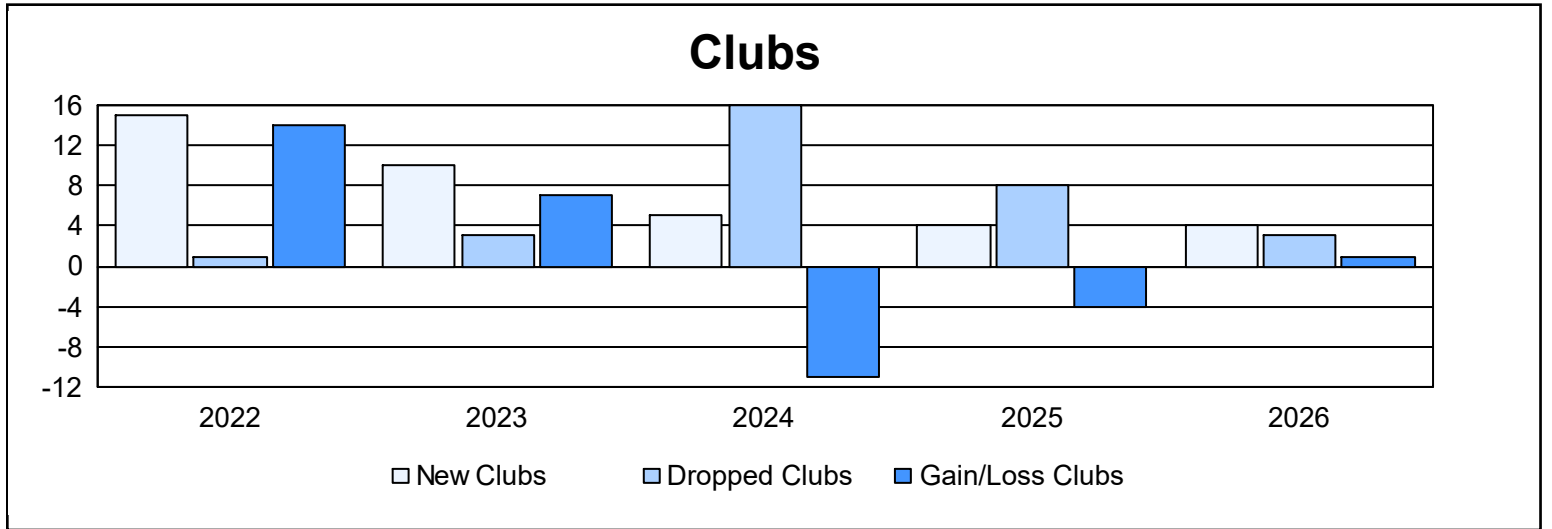
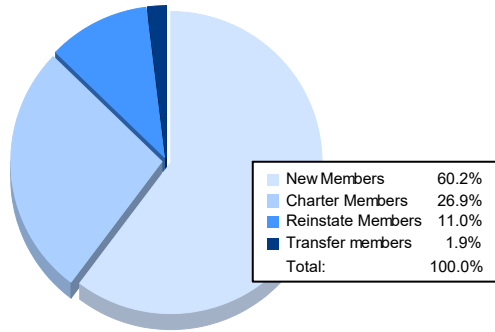


| Year | New Clubs | Dropped Clubs | Gain/ Loss Clubs | New Members | Charter Members | Reinstate Members | Transfer Members | Total Member Added | Total Members Dropped | Gain/ Loss Members |
|----------------|-----------|---------------|------------------|-------------|-----------------|-------------------|------------------|--------------------|-----------------------|--------------------|
| 2021-2022 | 15 | 1 | 14 | 292 | 375 | 19 | 3 | 689 | 443 | 246 |
| 2022-2023 | 10 | 3 | 7 | 253 | 310 | 34 | 24 | 621 | 481 | 140 |
| 2023-2024 | 5 | 16 | -11 | 211 | 131 | 27 | 5 | 374 | 716 | -342 |
| 2024-2025 | 4 | 8 | -4 | 162 | 84 | 55 | 27 | 328 | 462 | -134 |
| 2025-2026 | 4 | 3 | 1 | 219 | 98 | 40 | 7 | 364 | 242 | 122 |
| Average | 8 | 6 | 1 | 227 | 200 | 35 | 13 | 475 | 469 | 6 |



Membership Composition March 2026 Cumulative



Gender Composition March 2026 Cumulative

